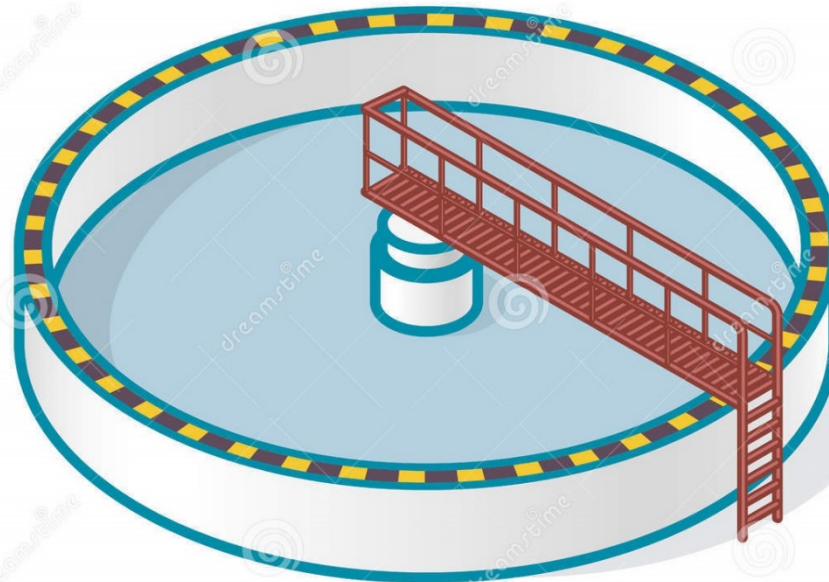


Prepare for Reuse/Sanitation Safety Plan

Module Two

Reference WHO SSP Manual, pages (9-20)



Maha Halalsheh

Wastewater treatment expert

Learning objectives

Understand priority areas, purpose, scope, boundaries and leadership for SSP

Create a multidisciplinary team representing the sanitation chain for development and implementation of the SSP

Main Aspects



Establish priority areas or activities



Set Objectives



Define the System boundary and assign lead institution



Assemble the team

Establish priority area or activity

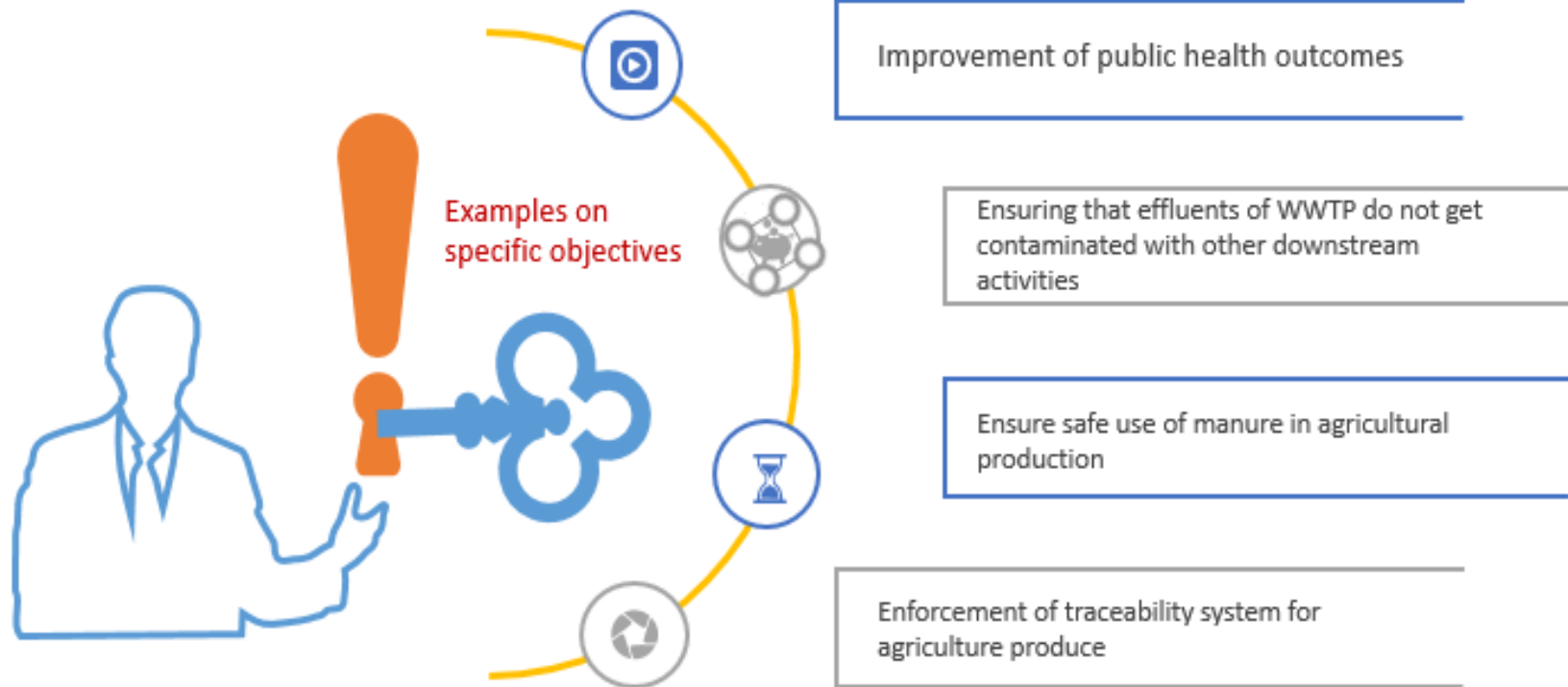
- Identify a certain geographic area (e.g. catchment area) through a steering committee
- You may decide to focus SSP on a certain activity that might pose a major health risk (e.g. fecal sludge management, post harvest activities, etc.)



Roles of the steering committee



Set the specific objectives of the SSP



Define the system boundary and lead organization



Assemble the team

Select the team based on stakeholders analysis

A mix of health and technical skills shall be included

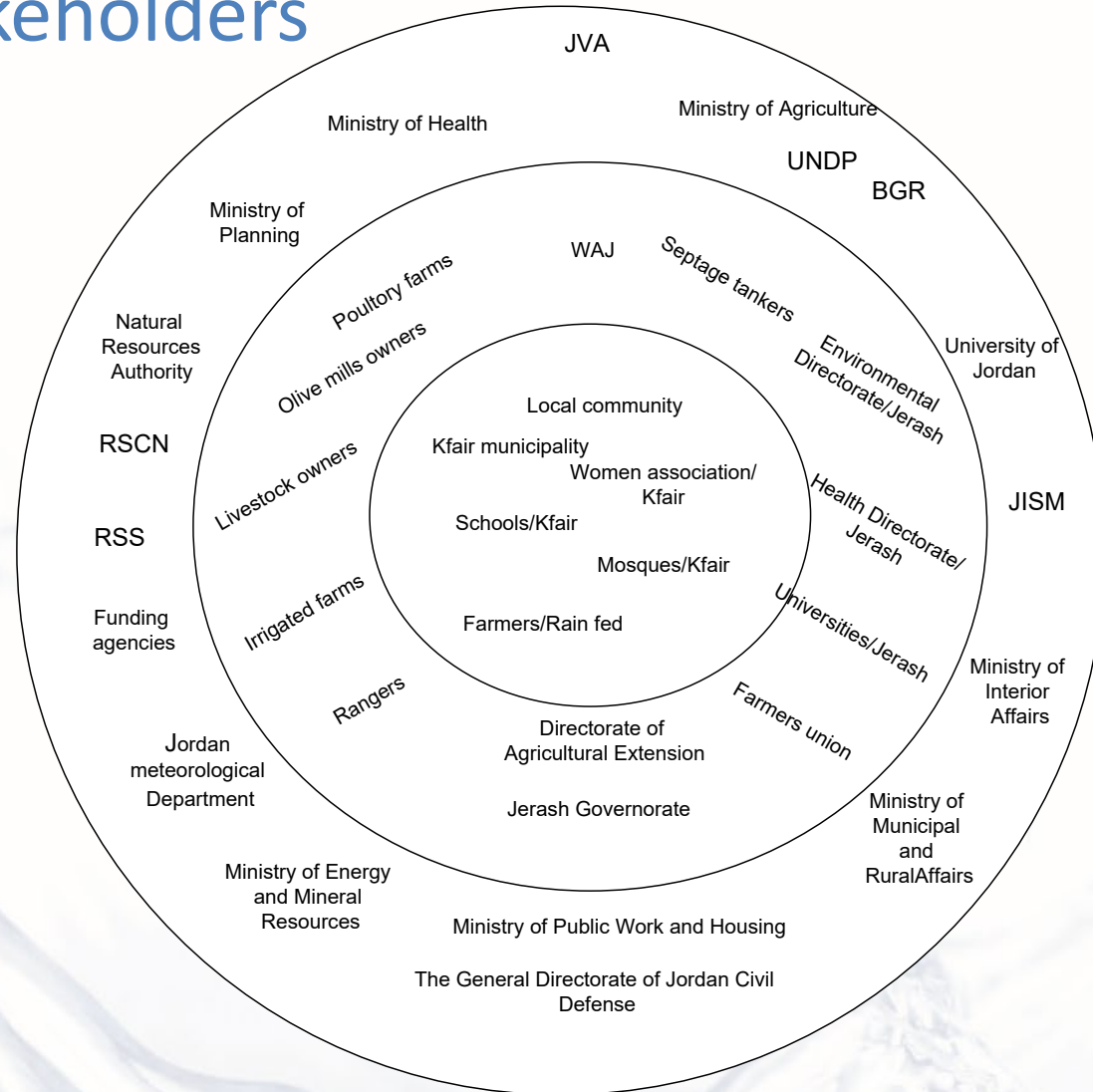


Accordingly assign a team leader and then team members

Define roles and responsibilities of each member in the team

Ensure management of financial and other resources

Example of stakeholders



Initiate the Role Play



Fill in the following table

Primary Stakeholders ¹	Interests/ roles
1.	
2.	
Secondary Stakeholders ²	
1.	
2.	
3.	
4.	
5.	

Output of the Module

Agreed priority areas, purpose, scope, boundaries and leadership for SSP

A multidisciplinary team representing the sanitation chain for development and implementation of of SSP

Questions

